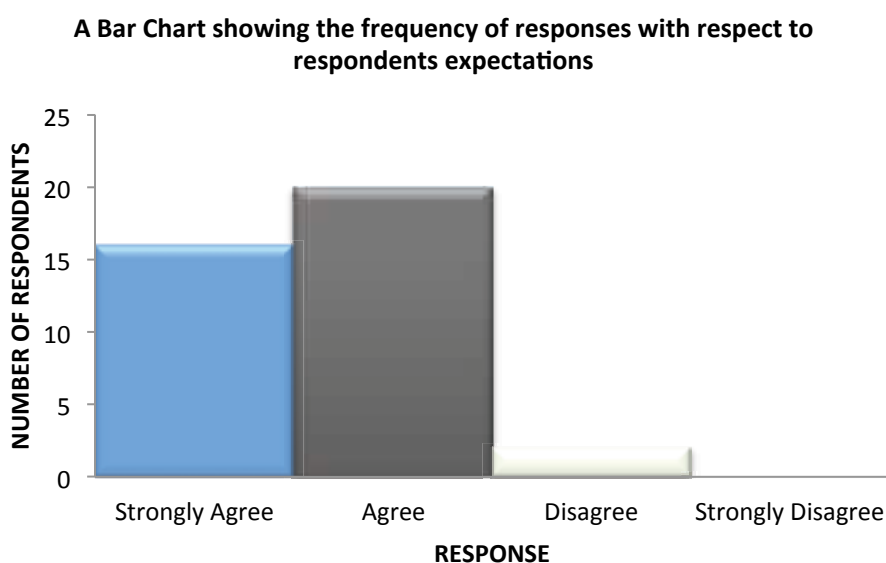


## Annex 4.1 Basic Analysis of Participants Evaluation of Workshop

### Participants Evaluation of the WASH BAT Workshop held at Gitega, Burundi from 25-28 March 2014

#### 1. Workshop Meeting Participants Expectations

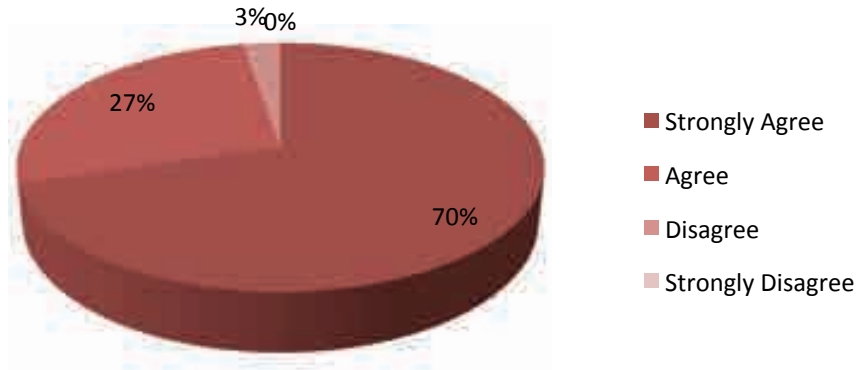
On participants expectations, about 95% of the workshop participants either agreed or strongly agreed that their expectations were met. The details were; 20 persons representing 53% agreed that the workshop met their expectations. Another 16 of the participants representing 42% also strongly agreed. Only 2 of the participants disagreed with the fact that the workshop met their expectations



#### 2. Relevance of Workshop Content and Professional Development of Participants

On the whole 97% of the participants either agreed or strongly agreed with the fact that the workshops content was relevant for their professional development. Twenty-six (26) representing 70% of participants strongly agreed while 10 representing 20% of the participants simply agreed. Only one participant representing 3% disagreed to the fact that the workshops content contributed to his/her professional development.

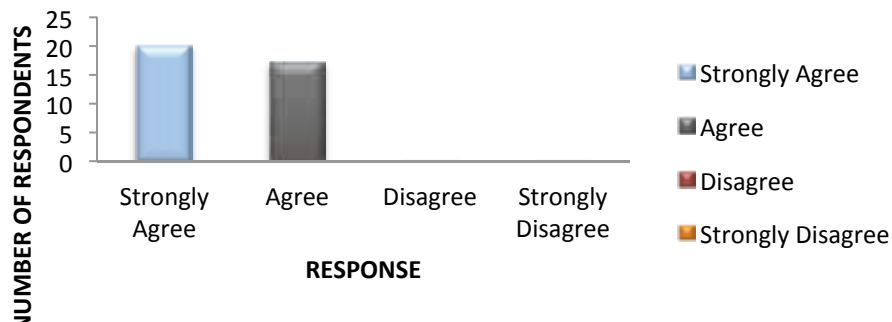
**A Pie Chart showing the percentage frequency of responses with respect to relevance of workshop content**



### 3. Workshop Content and Provision of valuable Information, Skills and Experiences

On the content ; all participants either agreed or strongly agreed that the content of the workshop provided valuable information, skills and experiences relevant to their work practices. The details are: 20 persons representing 54% strongly agreed whiles the remaining 17 of the participants simply agreed.

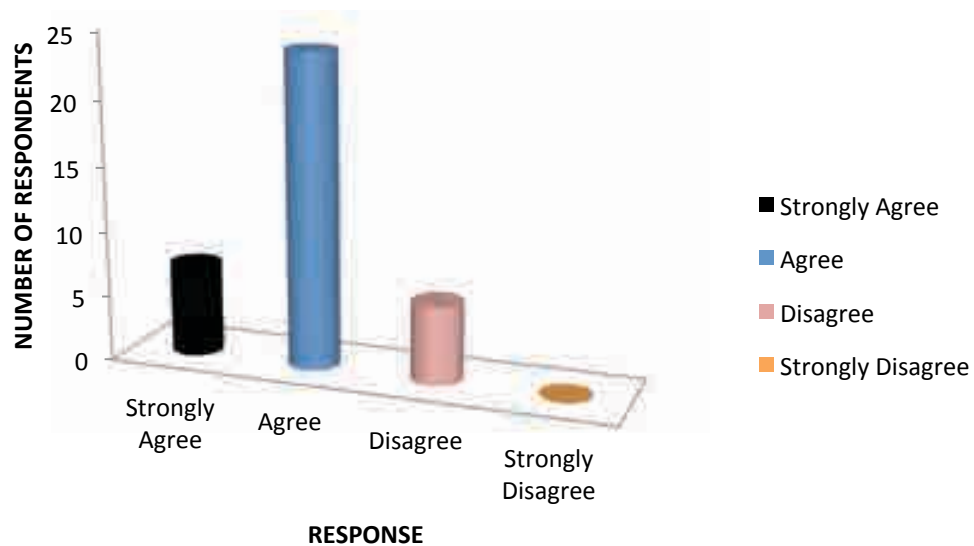
**A Bar Chart showing the frequency of responses with respect to relevance of workshop content**



#### 4. Application of Workshop Subject to Job/Work

About 83% of the workshop participants either strongly agreed or agreed to the fact that they could easily apply the WASH BAT to their workplace; 7 representing 19% of the participants who answered the questionnaire strongly Agreed. Another 64% representing 24 participants of the total respondents simply agreed and only 6 participants however disagreed to the fact that the workshop's subject matter was applicable to their job or work.

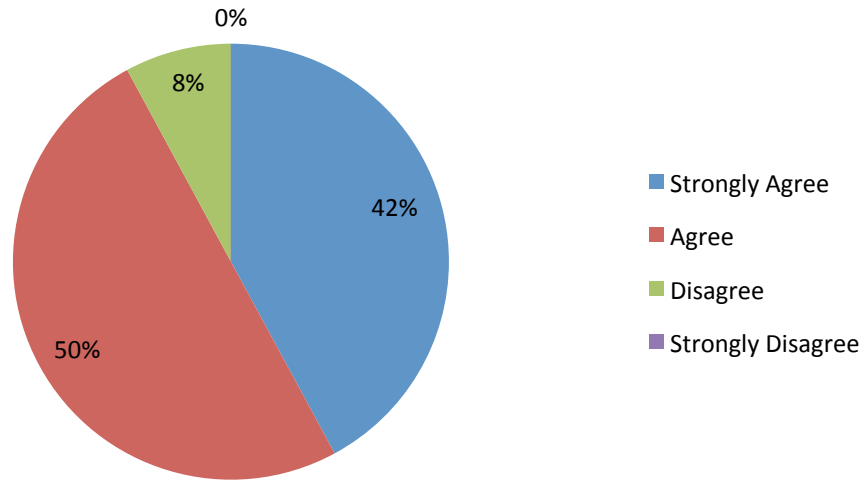
A Bar Chart showing the frequency of responses with respect to applicability of workshops subject matter



#### 5. Understanding Workshop Content

On clear understanding of the workshops content, 92% of participants either strongly agreed or agreed to the clarity of the workshops content. The details were 16 participants representing 42% strongly agreed while 19 participants representing 50% simply agreed. The remaining 8% disagreed to the clarity of the workshop's content.

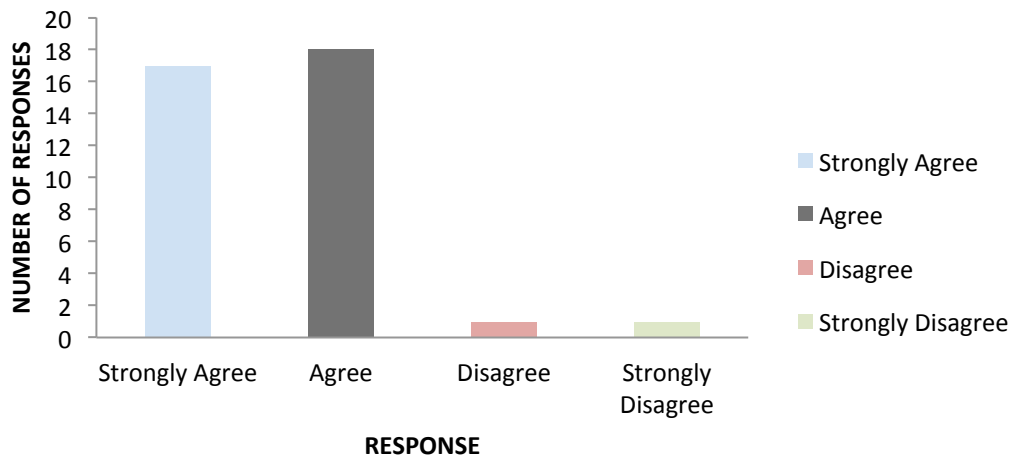
**A Pie Chart showing the percentage frequency of responses with respect to clarity of workshop content**



## 6. Knowledge and Presentation Styles of Facilitators

About 94% of participants either strongly agreed or just agreed while the remaining 6% of the participants either strongly disagreed or simply disagreed to the fact that facilitators were knowledgeable and that their presentation styles were adequate. This was made up of 17 participants representing 46% strongly agreed, another 18 participants representing 48% simply agreed. Furthermore, 1 participant simply disagreed while another participant strongly disagreed.

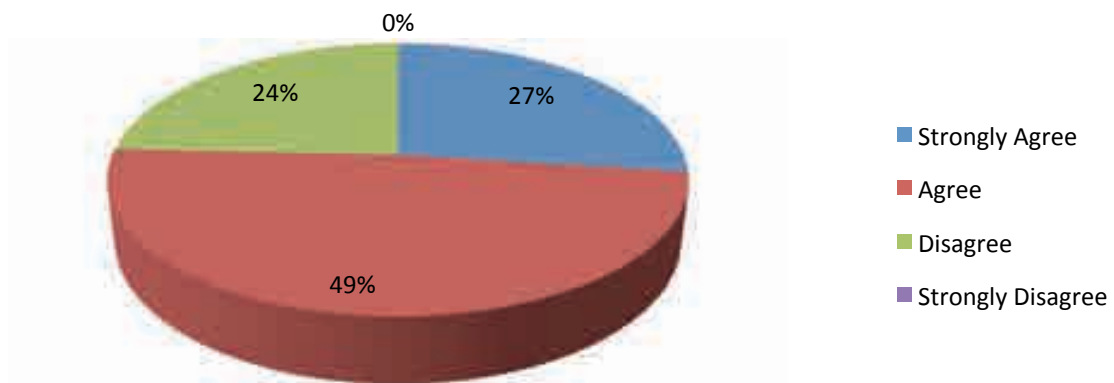
**A Bar Chart showing the frequency of responses with respect to adequacy of presentation style**



## 7. Adequacy of Topics Covered

On the issue of the level to which participants would rate the adequacy of each topic covered during the workshop; 86% of participants either agreed or strongly agreed to the fact that facilitators were knowledgeable and their presentation styles were adequate, whilst 24% representing 9 of the participants disagreed to the fact that facilitators were knowledgeable.

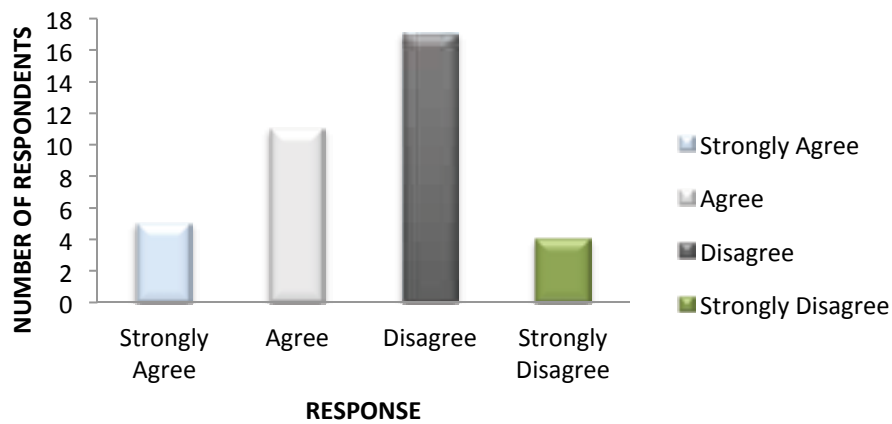
**A Pie Chart showing the percentage frequency of responses with respect to adequacy of topic coverage**



## 8. Adequacy of Days Allocated for the Workshop

On adequacy of workshop duration; 56% of participants either disagreed or strongly disagreed to the fact that the number of days allotted to workshop was adequate, 17 participants representing 46% simply disagreed while 4 participants representing 11% strongly disagreed, whilst 5 participants representing 14% on the other hand strongly agreed to the adequacy of the allotted time while the final 11 participants representing 30% simply agreed

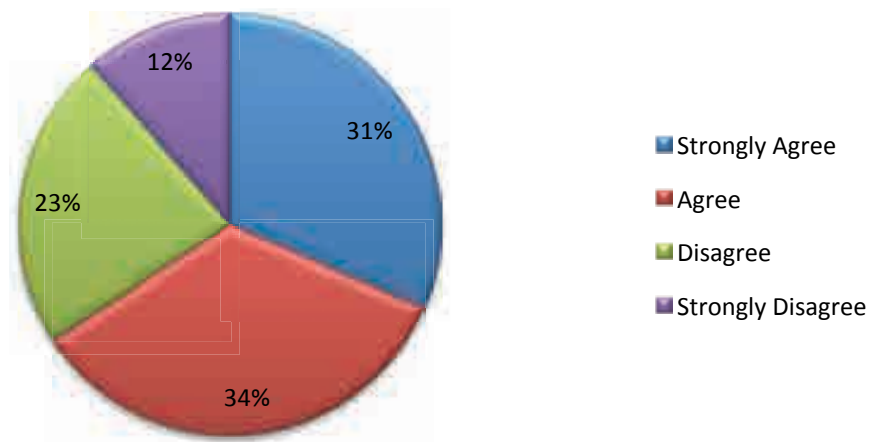
**A Bar Chart showing frequency of responses with respect to adequacy of workshop duration**



### 9. Amount of Time for Group Work

The feedback from participants on the amount of time allocated for group work varied; 11 respondents representing 31% strongly agreed to the adequacy of time for group work; 12 respondents representing 34% simply agreed while 8 respondents representing 23% simply disagreed to the adequacy of time for group work. And 4 respondents representing 12% strongly disagreed.

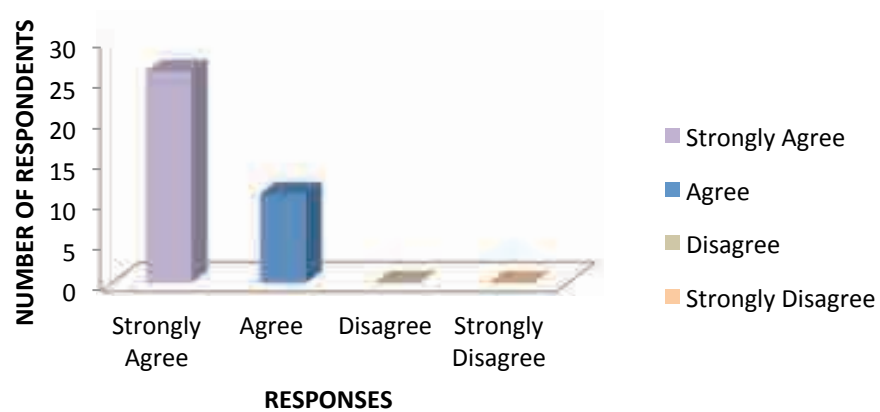
**A Pie Chart showing the percentage frequency of responses with respect group work time**



## 10. Adequacy of Workshop Venue

All participants either agreed or strongly agreed to the fact that the venue for the workshop was adequate; 26 participants representing 70% strongly agreed while a further 11 representing 30% simply agreed to the adequacy of the venue.

A Bar Chart showing the frequency of responses with respect to adequacy of workshop venue



## 11. Recommending the Workshop to Colleagues

All participants either agreed or strongly agreed to recommend the workshop to their colleagues; 23 respondents representing 64% strongly agreed to recommend the workshop to their colleagues while the other 13 respondents representing 36% simply agreed. This was/ is a good indication that the workshop was worth it to all those who attended.

**A Pie Chart showing the percentage frequency of responses with respect to workshop recommendation**

